



Aldercote Trax isn't defeated by tough terrain.



14.4m–
16.5m



6.8m–
8.1m



250kg



410°

Our high performance Trax platforms are perfectly suited for working at height on extreme terrain. Mounting to the renowned Morooka all-terrain vehicles, makes it possible to gain access to the most challenging site. Once there, our platforms are designed for the most demanding conditions.

SAFETY IS NO ACCIDENT

We take every design past its tipping point, to find exactly where its limits lie. Moment sensitive outreach then stops you where you can pull your hardest, down a slope on a windy day, and still have a healthy margin of safety.

Our control algorithm has been developed and analysed using the most up to date software. Twinned sensors, high performance controllers and fail-safe control logic means that a Trax platform will keep you out of harm's way.

YOUR BENEFITS







- 250kg SWL**
 Our moment sensing system ensures that you will never overextend the booms. This in turn means we can increase the safe working load, in the knowledge that the structure will not get damaged.
- Extreme stabiliser stroke**
 Levelling in extreme terrain is not a problem with stabilisers that can lift the vehicle 550mm off the ground.
- Excellent working envelope**
 Reach as far as is safely possible at any basket load due to our moment sensitive outreach – comes as standard
- Smoother, faster, more accurate operation**
 Enjoy a smoother experience with millimetre accuracy due to our battery-powered *E-Drive* platform, that is 25% faster than comparable platforms.
- Reduce cost and pollution**
 Switch off the engine while operating the platform saving fuel, reducing pollution and improving working conditions.

Emergency power and fail-safe manual operation are fitted as standard so you will always get down safely if the power fails. This dual focus on performance and safety make the Aldercote Trax range the best in its market today.

TRAX RANGE

High performance platforms for extreme terrain.



						NOTES
TRAX140	14.4m	6.8m	250kg	From 5t	Morooka 600 Crawler	Outreach dependent on basket load.
TRAX150	15.5m	7.6m				
TRAX160	16.5m	8.1m				

FEATURES

- *E-Drive* – our self-charging hybrid electric system
- CAN bus control system with remote connectivity
- “Fit and forget” bushes – no greasing required
- Operator feedback for fault diagnostics
- Ergonomic curved basket for greater space
- Insulated harness anchors for low voltage protection
- Auxiliary electric power pack for Raise and Lower
- Ground controller with 5m wander lead.

... Other options available on request.

REMOTE DIAGNOSTICS

All platforms come with a Remote Diagnostics Service, this is an app that allows our service team to connect to the control system and provide additional support. Our service engineer can see the state of your platform, and the cause of the interrupted operation. Issues can often be fixed by the operators, saving everyone time and the expense of a call-out.

EXTENSIVE OPERATOR FEEDBACK

The commonest causes of interrupted operation are the ones that the operator can fix him/herself. Feedback at all the control stations informs the operator where the problem lies and will often let him/her fix the problem and get going again.



Made in Britain

We are the leading UK manufacturer of vehicle-mounted access platforms. We are proud to design and manufacture high performance products that help our customers build and maintain the nation's infrastructure.

Aldercote is a family run business that puts people first. We show this in our customer care and by valuing every employee for their passion, expertise and individuality.



Aldercote Ltd.
The Embankment, Woodhouse Street
Kingston upon Hull, HU9 1RJ, UK.
+44 (0)1482 222377 sales@aldercote.com



© 2023 Registered in England No. 3780815
2023/AL-Trax-EN

